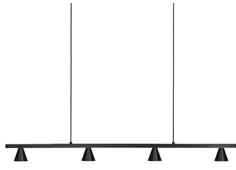


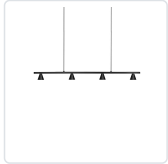
DUNE
LP19937
PENDANTS

PROJECT

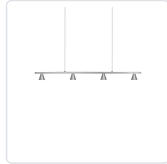


DESCRIPTION

Multiple spun aluminum cones are connected inline and direct light downwards from the geometric linear pendant. The Dune series utilizes classic minimalist lamp shapes yet in reduced scale to elegant effect. The LED spot sources are focused by diminutive reflectors housed within the exquisitely turned shades. Available in multiple configurations and finishes.



LP19937-BL
Black Plating



LP19937-BN
Brushed Nickel

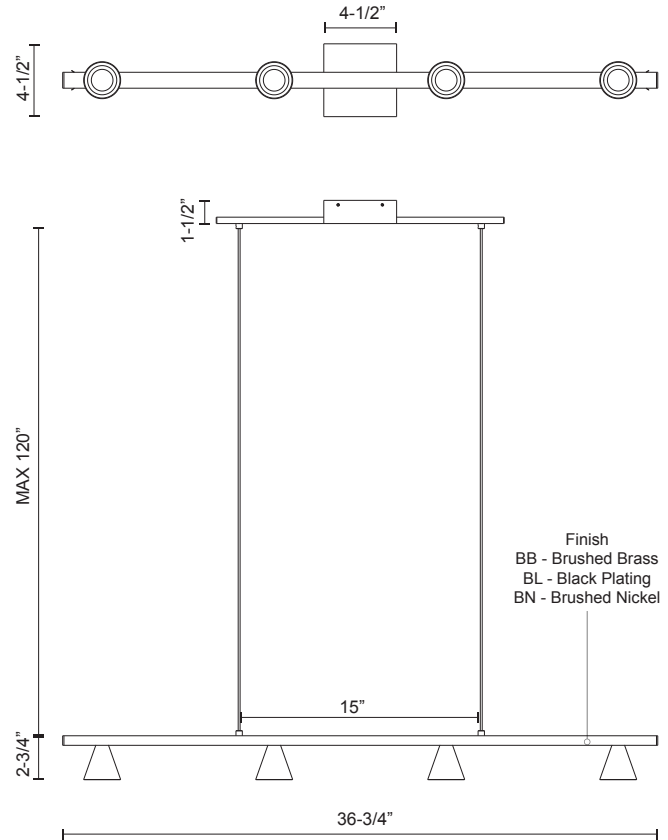


LP19937-BB
Brushed Brass

SPECIFICATION DETAILS

* For custom options, consult factory for details.

Fixture Dimensions	L36-3/4" x W4-1/2" x H2-3/4"
Light Source	LED
Wattage	25W
Total Lumens	1650lm
Delivered Lumens	BL-1669lm
Voltage	120V
Color Temperature	3000K
CRI (Ra)	>90
Optional Color Temps	2700K - 5000K Available, Minimum Order Quantities Apply
LED Rated Life	50,000 hours
Dimming	100% - 10%, TRIAC or ELV Dimmer (Not Included)
Diffuser Details	Acrylic diffuser
Shade Details	Spun Aluminum
Adjustable	Yes
Wire Length	120" Max
Wire Type	Color Matching Coaxial Wire
Location	Dry
Warranty	5 Years
Canopy Dimensions	L4-1/2"x W4-1/2"x H1-1/2"



KUZCO

19054 28TH AVENUE
SURREY - BC V3Z 6M3
CANADA

WWW.KUZCOLIGHTING.COM

COMMENT

