


SOLO
FM9304
FLUSH MOUNT

PROJECT



FM9304-BK
Black



FM9304-WH
White

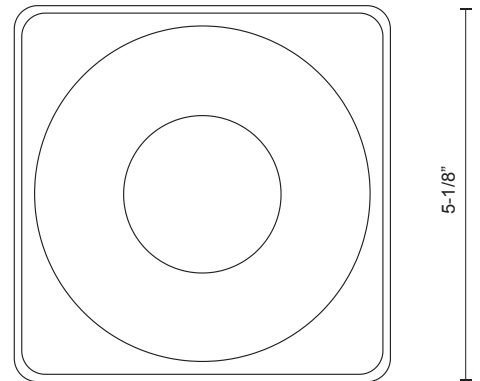
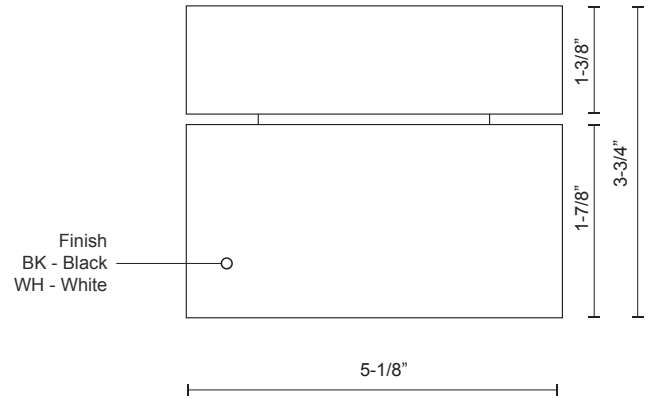
SPECIFICATION DETAILS

* For custom options, consult factory for details.

Fixture Dimensions	L5-1/8" x W5-1/8" x H3-3/4"
Light Source	LED
Wattage	19W
Total Lumens	1500lm
Delivered Lumens	1382lm
Voltage	120V
Color Temperature	3000K
CRI (Ra)	>90
Optional Color Temps	2700K - 5000K Available, Minimum Order Quantities Apply
LED Rated Life	50,000 hours
Dimming	100% - 10%, ELV Dimmer (Not Included)
Diffuser Details	Softening Acrylic Diffuser
Location	Dry
Warranty	5 Years
Canopy Dimensions	L5-1/8" x W5-1/8" x H1-3/8"

DESCRIPTION

LED flush mount made from heavy gauge cast aluminum painted white, round cylinder shaped. Adjustable from mounting position 90 degrees with a 360 degrees radius. Perfect for commercial use to control the exact point to direct the light to weather it's against a wall, product display or many other applications. Equipped with our powerful 120V AC LED technology. May be wall or ceiling mounted.



KUZCO

19054 28TH AVENUE
SURREY - BC V3Z 6M3
CANADA

WWW.KUZCOLIGHTING.COM

COMMENT

